

Fall 2022

Kaua'i Island Utility Cooperative

Currents

Hitting the Target



Inside:

*KIUC 2021 Annual Report
Unclaimed Patronage Capital*



Aloha Island Team



KAREN L. AGUDONG, REALTOR(B)

RB-17447

808-652-0677 • email: karen@alohaisland.com



KAHA LANI # 122- OCEANFRONT

Breathtaking OCEAN FRONT GROUND FLOOR 2 bedroom, 2 bathroom condominium. 2 outdoor lanais with up close and stunning views of the ocean. Fully furnished. Located minutes to Kapaa, Lihue and approximately 15 min. to the airport, yet away from the bustle of the traffic. Next door to Lydgate Beach Park and a tranquil path along the ocean. Ocean front Living with a Million Dollar view! Property is a highly active vacation rental through the on-site management program with Castle Resorts. \$1,275,000(fs). Call: Karen L. Agudong, REALTOR BROKER (808) 652-0677.



444-3 B AHOPUEO DRIVE #4, KALAHEO

Least expensive vacant lot on the South Side! Almost 13,000 sf located at the end of a short cul de sac on Ahopueo Drive in the Kai Ikena Subdivision. Water meter already installed and existing House Plans are available (permit needs to be renewed). Great location near Kukuiolono Golf Course and a short drive to Poipu! \$379,000(fs). Seller financing may be possible contingent on terms and down payment. Call: Karen L. Agudong, REALTOR BROKER (808) 652-0677.



5814-P WAIPOULI ROAD, KAPAA (WAILUA HOMESTEADS)

Gorgeous 4 bedroom, 3 bath home. Downstairs can easily be used as a guest suite with separate entrance. Located on 2 gorgeous private acres, partially bordered by a stream. 3 Car Garage. Guest House may be possible. \$1,849,000(fs). Call: Karen L. Agudong, REALTOR BROKER (808) 652-0677.



IN ESCROW

3113 OIHANA STREET, LIHUE

Nestled in Lihue, this 21,000 sf Limited Industrial (I-L) zoned parcel allows multiple permitted uses. Building is currently used as a veterinary clinic and bus storage facility behind the clinic. This is a great opportunity for an investor or owner- user in a supply constrained market. \$1,300,000(fs). Call: Karen L. Agudong REALTOR BROKER. (808) 652-0677.



YOUR PROPERTY HERE!

Looking to sell your home? Inventory is low and buyers are looking to purchase property. Please contact Karen for a FREE comparative market analysis of your property.

EXP REALTY • KAREN L. AGUDONG • MAILING ADDRESS: PO Box 3255, LIHUE, HI 96766

808-652-0677 • WWW.ALOHAISLAND.COM • EMAIL: KAREN@ALOH AISLAND.COM

KAREN L. AGUDONG, REALTOR(B) "ALOHA ISLAND TEAM" EXP REALTY (808) 652-0677.

Branch Office Address: 4210 Hanahao Place Ste 203, Lihue, HI 96766

Kaua'i Island Utility Cooperative *Currents*

Cover Story
Page 6



Page 10



Page 32



Exercise Your Civic Duty	4
Board Actions	5
Hitting the Target	6
Celebrating Membership	8
We're Looking For You!	9
Learning by Doing	10
KIUC 2021 Annual Report	11
Energy Services Launches New Water Heater Timer Rebate Program	27
Statement of Operations	31
Comfort Food That Hits the Spot	32
Where Are They Now?	34

EDITOR

Beth Tokioka

CONTRIBUTORS

Amy J. Doubet, Karissa Jonas, Janet Kass, Jim Mayfield, Shelley Paik, Jennifer Paton, Allan A. Smith

ON THE COVER

The Anahola Solar Storage Project was the second utility-scale solar project to come online on Kaua'i.

Save postage, get your Currents online

Currents is mailed quarterly to members of Kaua'i Island Utility Cooperative. This issue and back issues also are available online at www.kiuc.coop.

If you would like to help the cooperative save paper and postage, you can receive Currents via email or simply read it on our website. Just send a note to currents@kiuc.coop and we will take you off the mailing list.

We're also open to story ideas, letters and suggestions. And we're always looking for new recipes. Thank you for reading Currents.



Only active KIUC members will be mailed KIUC Currents. KIUC Currents can be found online at www.kiuc.coop under News and Currents.

KIUC is an equal opportunity provider and employer.

Exercise Your Civic Duty

America's electric cooperatives, including Kaua'i Island Utility Cooperative, understand the value of building relationships with elected officials at all levels of government. Many important policy issues directly affect electric utilities and ultimately, you, the members we proudly serve. Strengthening our relationships with elected leaders positions us to advocate for our local community.

Each of us has a part to play to ensure the vitality of our democracy. While the primary election is behind us, general election day looms ahead. I hope you plan to vote and make your voice heard.


The first step is making sure you're registered to vote. As a member of an electric cooperative, there is an easy way for you to confirm you're properly registered. Visit www.vote.coop, then click "Election Resources" to verify your status. Encourage family and friends to do the same. If they're not registered, offer to help.

Take the time to get informed. Do your homework on candidates by tuning into forums and debates, reading election media coverage and reaching out directly if there's an issue you feel strongly about. We live in a small community. Ask friends and neighbors who they support and why.

Be ready when your ballot arrives, and return it promptly. As election day approaches, consider making use of dropoff sites to make sure your vote will be received and counted. All the information you need for voting on Kaua'i can be found at www.kauai.gov/elections.

Mahalo nui loa and, as always, be safe and well.

Allan A. Smith



BACKYARD COMPOSTING WITH THE EARTH MACHINE BIN

The Earth Machine composting bin helps to keep food and yard waste out of our County landfill. These bins are available for FREE through the County Recycling Office. Over 7,000 Earth Machine bins have been distributed since the program inception.

To receive your FREE composting bin you will need to watch a 10 minute training video online at www.kauai.gov/composting.

The Earth Machine is made with a minimum 50% post-consumer recycled plastic.
It's also easy to assemble and has a 10 year life expectancy.
Visit www.kauai.gov/composting for hints and tips to better composting using the Earth Machine Bin.

For more information
call the County
Recycling Office at
241-4841



National Voter Registration Day

Tuesday, September 20



Visit www.vote.coop
to ensure you're
#voteready



Board Actions

Below is a summary of some of the actions taken by the KIUC Board of Directors in May, June, July and August 2022.

May 26, 2022

Motion carried, KPS OTSG upgrade.

Motion carried, Board Policy No. 8, director and committee member compensation and expense reimbursement.

Motion carried, appointment of Dee Crowell to continue on NRECA Region 9 Resolutions Committee and James Mayfield on the Nominating Committee

Motion carried, approval of charitable foundation committee member nominee Kyle Cremer, KIUC Energy Services.

Motion carried, approval of Resolution 02-22, rate studies.

June 28, 2022

Motion carried, approval of 2023 board election date: Saturday, March 18.

Motion carried, Board Policy No. 32, member petitions.

Motion carried, approval of strategic plan goals.

Motion carried, approval of Resolution 03-22, CFO contract terms.

July 28, 2022

Motion carried, approval of revolving load fund loan; applicant Napali Brewing Co.

August 25, 2022

Motion carried, Board Policy No. 16, access to cooperative information.

Motion carried, recommendation of new administrative policy on website content.

Motion carried, notice of intent to file rate case with the Public Utilities Commission.

HITTING THE TARGET

By Beth Tokioka



It's easy to set lofty goals. It's reaching them that can be tough. Kaua'i Island Utility Cooperative is demonstrating—on the local, national and international stages—that if you can dream it, you can achieve it.

The Challenge

"It was a little over a decade ago when our board of directors challenged us to reach 50% renewable generation by 2023 with no firm plan how we'd get there," says David Bissell, KIUC's president and CEO. "Most renewable technologies weren't affordable at that

time. Many, like wind, weren't feasible for Kaua'i."

With 10% renewable generation in 2007 coming from small, legacy plantation hydro systems, KIUC began exploring options such as additional hydro, biomass and waste-to-energy.

"Back then, solar was much too expensive to pursue on a utility-scale," David says. "Luckily, our engineers stuck with it. Eight years later, we were expanding our renewable portfolio with new hydro, biomass and utility-scale solar."

Early Success

By 2016, it was clear KIUC could easily fulfill daytime demand with its existing renewables, most of which came from direct-to-grid solar.

“As an islanded grid, we had no room left in our daytime demand to accept more low-cost solar,” says Brad Rockwell, KIUC’s chief of operations. “We had to look at ways to move excess solar production into the evening peak and overnight periods.”

Working first with Tesla and then AES, by 2019 KIUC was taking power from three solar-plus-storage projects—the first of their kind in the world. The co-op was frequently running on 100% renewable energy during daylight hours, shaving off a significant portion of its nighttime peak with stored solar and exceeding its “50% by 2023” goal four years early.

By the end of 2021, Kaua’i’s renewable generation had reached nearly 70%. For the past three years, KIUC has led the state in renewable generation while leading in reliability for the past two.

KIUC’s efforts have attracted attention from around the globe. The cooperative’s renewable journey has been covered by NHK Japan, the United Nations, CNN, CNBC, the New York Times, HBO’s Vice News and many others. Named Smart Electric Power Alliance’s Cooperative of the Year in 2021, KIUC has been acknowledged by SEPA as one of the leading utilities in the nation for highest percentage of per customer battery storage and solar capacity.

Reaping the Benefits

The aggressive move to renewables is not just good for the environment. KIUC members have experienced a tangible financial benefit of replacing fossil fuel with renewables on long-term, fixed-price power purchase agreements. Annual savings the past decade range from \$1 million to roughly \$13 million last year.

“When oil prices started skyrocketing in early 2021, we were much less vulnerable to that volatility,” David says. “While the rest of the state has seen residential rates rise as much as 50% over the past year, KIUC’s rates have risen only about 10%.”

David notes that for the past four months, KIUC has posted the lowest residential rates in the state.

“This is a remarkable achievement, given that 20 years ago when KIUC was initially formed, our rates were 70% higher than O’ahu’s,” he says.

Leading the Way

In July, KIUC was invited by U.S. Sen. Mazie Hirono to testify before a hearing of the Senate Committee on Energy and Natural Resources’ Subcommittee on Energy to examine pathways to lower energy prices in the United States.

“It is a real success story that the people on Kaua’i are able to have reliable alternative energy sources while avoiding the worst impacts of the recent global oil shock,” Mazie said. “Thanks to the innovation of organizations like KIUC, Hawai’i is leading our nation’s transition to clean energy and creating a blueprint that others can follow.”

During his testimony, David acknowledged KIUC’s success is the result of the collaboration of many partners, including support in the form of state and federal incentive tax credits.

“It was a great opportunity to tell KIUC’s story to such an influential group,” David says. “We’re hopeful others can learn from our experiences the way we’ve benefited from so many successful collaborations.”

On the Horizon

So, what’s next on the list?

“Our board is looking at creating new strategic goals, given that so much in our current strategic plan has already been accomplished,” David says.

Engaging membership in the process is important to board members. Opportunities to provide input will be offered in the coming months.

Additionally, KIUC is expected to file a rate case with the Hawai’i Public Utilities Commission before the end of 2022. KIUC members’ base rates haven’t changed since 2009, while the cost of operations has steadily increased. In some areas, such as endangered species mitigation and minimization, the increase has been substantial.

“We’ve got to ensure financial stability into the future, and a rate adjustment is arguably overdue at this point,” David says.

With the achieved rate stability, it is hoped the impact on individual members will be minimal.

Maintaining the lowest electric rates in the state isn’t just a short-term accomplishment, according to David.

“It’s a long-term goal to which KIUC’s board and management is fully committed,” he says. 🌱



Celebrating Membership

October is National Co-op Month

KIUC Residential Energy Services Specialist Makani Taniguchi talks to students at Kilauea School about conserving energy.

By Jim Mayfield

Fall is a busy time, and October is a particularly eventful month with school, community and sports activities in full swing. It's also when all cooperatives celebrate National Co-op Month.

When I say Kaua'i Island Utility Cooperative celebrates Co-op Month, it really means we are celebrating you. After all, our co-op wouldn't exist without you, our members. The celebration is extra special this year, because KIUC celebrates its 20-year anniversary in November.

Our core business purpose is to serve as your electricity provider, but the larger mission of the co-op is to help make our corner of the world a better place. "Concern for Community" is one of seven guiding principles that all co-ops share.

Similar to how our wires run through our service territory, our concern for community flows through all of our decisions. Being a co-op means being a responsible partner and good neighbor.

KIUC works to help our community thrive through initiatives led by our employees and board, which is comprised of neighbors who live right here in our community. Because we're local, we understand our community's unique needs and strive to help meet them.

We're proud to support local youth through our Youth Tour, calendar of student art and other school-based programs.

With your help, we offer the Makana program to assist our community's most vulnerable. We partner with and support area food banks, the Kaua'i United Way and other charitable organizations throughout the year.

The word "cooperative" is close to "cooperation," meaning people working together toward a common goal, mutually benefitting one another and the larger community. That's the essence of the cooperative spirit. Our employees and member-elected board members are invested in the community in which live and serve.

Above all, as a co-op we put our members' priorities first. As your trusted energy partner, we know saving energy and money is important to you. That's why we have numerous programs in place to help you conserve energy, understand your monthly use and access financial assistance if necessary.

We want to empower you to manage energy use at home. If you haven't already, I encourage you take a moment and download our SmartHub app. Through the app, you can conveniently monitor and manage your energy use. As always, we're here to help, so call us if you have questions about your energy bills.

KIUC is continuously examining ways to operate more efficiently while continuing to provide the highest level of friendly, reliable service you expect and deserve. After all, we're your local co-op. We were built by the members we serve. 🌱



We're Looking For You!

We're looking for the following **inactive** members with uncashed refund checks.

A review of our accounts indicate the following INACTIVE members did not cash refund checks that were issued from July 2020 to June 2021. To request that a new check be issued, please complete the form below and submit it to us with a copy of your picture ID.

Ikaika Aipia	Sarah Dillon	David A Lake	Albert Otero Jr	Rebecca A Supon
Ranceford N Ako	Nohea K Durant	Catalina Llego	Esther Ponce	R Hunter Sutton
Susan P Andrade	Brittany K Durham	Francis J Mancari Jr	Kelvin R Ponton	Christopher Tews
Anna Arsenault	Robert B Elmore	Josephine V Mande	Tyra L Rapozo	Sandra T Tillak
Raymond Benavente Jr	Eric H Fredericks	Jerick Mariquit	Nicole L Relacion	Olga Urminska
Jason Biel	Hale Edena Llc	Joseph Merkel	Arthur R Rook	Corinne M Wainer
Bruce A Brown	Walley V Hedlesky	Marshall Minardo	Deanna M Schafer	Kyle Wind
Sheilah K Ching	Edith Kanoa	William T Neuhoff	Christian Schlosser	Mona L Yarberr
James Chung	Kiahuna Fairways LLC	Donald Nihipali	Sangkhom Senawong	Maxine Zamora
Bruce Cowan	Michael Knowles	Yasuko Nishimoto	Howard Sesser	
Karren Jane De Fabian	Kelly Knudsen	Justin J Ontiveros	Cameron Shayler	
Lynn De May	Cara K Kruse	Walter Osborn	Julia O Souza	

Please Print:

Name: _____

Mailing Address: _____

City: _____ State: _____ Zip: _____

Telephone Number: _____

Email: _____

KIUC Account Number: _____

Signature of Member Date _____

Learning by Doing

By Janet Kass



“We’re here because our bosses told us that it was impossible. We don’t agree. Kaua’i already is doing it. So, we’re visiting you to learn how.”

That’s what our guests from Tahiti told Kaua’i Island Utility Cooperative board members in June. These guests were young, motivated regulators and electric utility representatives from French Polynesia, which includes Tahiti. They are developing a plan to address the energy needs of French Polynesia while reaching their goal of 75% renewable energy by 2030. Their report will be presented to French President Emmanuel Macron.

Reaching high levels of renewable energy generation, powering an island in the middle of the Pacific Ocean solely on renewable energy for hours at a time and successfully using a high percentage of inverter-based resources (e.g., solar, wind, batteries) are the “impossible” tasks our friends from French Polynesia wanted to witness firsthand by coming to Kaua’i.

Last year, Kaua’i got 70% of its energy from renewable sources, including 45% from solar energy. If Kaua’i can do it, then Tahiti and other islands in French Polynesia can do it, too.

At the end of July, I chatted with Brad Rockwell, KIUC’s chief of operations. He had just returned from attending a Power and Energy Society conference in Colorado hosted by the Institute of Electrical and Electronics Engineers, followed by a Universal Interoperability for Grid-Forming Inverters meeting hosted by the National Renewable Energy Laboratory. During a session titled “Grid Forming Inverter Technology and Applications,” a fellow conference attendee leaned over to Brad and said, “You don’t need to be here. KIUC is already doing this stuff.”

And that is the bottom line: We are learning by doing. KIUC is frequently the first company in the world to try out some of the new techniques in this brave new world of renewable energy.


For example, in 2014 KIUC was the first to integrate a solar farm so large that it provided 20% of the daytime demand. Then we built another in 2015.

Two years later, we partnered with Tesla to integrate the world’s first utility-scale dispatchable renewable project. We were the first to implement grid-forming inverter technology on an electric utility grid.

KIUC has been recognized as having the highest amount of solar per capita, the highest amount of battery storage and the highest percentage of inverter-based resources on any electric grid.

That’s not to say there aren’t challenges. As we have transformed the grid, we have learned valuable lessons, usually following a major power outage. Whenever outages occur, KIUC’s operations team pores through high-speed data to find root causes and implement improvements.

We keep learning, and we keep getting more of our power from renewable energy. Because we’re on the leading edge of technology, you might think reliability would suffer. But it hasn’t. Kaua’i had the best reliability in Hawai’i the past two years. A bit of that is good luck with weather. But a whole lot of it is because the KIUC team is dedicated to making the impossible possible. 🌱





HITTING THE TARGET

KIUC 2021 ANNUAL REPORT





Aloha!

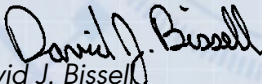
Looking back at 2021, this was a year when KIUC truly hit the target on some key goals:


- ❖ KIUC achieved its highest ever renewable generation at 69.5%, leading the state for the third straight year and essentially meeting the Board of Directors goal of 70% renewable nine years early
- ❖ KIUC also led the state in reliability for the third year in a row, demonstrating that renewables can be successfully integrated without sacrificing reliability
- ❖ In the face of soaring oil prices, KIUC's aggressive renewable strategy significantly buffered the impact on member rates

There were many other successes during 2021, including progress on the West Kaua'i Energy Project, retirement of \$1.7 million in patronage capital credits to members, redesign of the KIUC website to offer more resources and greater ease of navigation, KIUC being named "Electric Cooperative of the Year" by the Smart Electric Power Alliance and substantial progress on construction of the new Anahola Service Center.

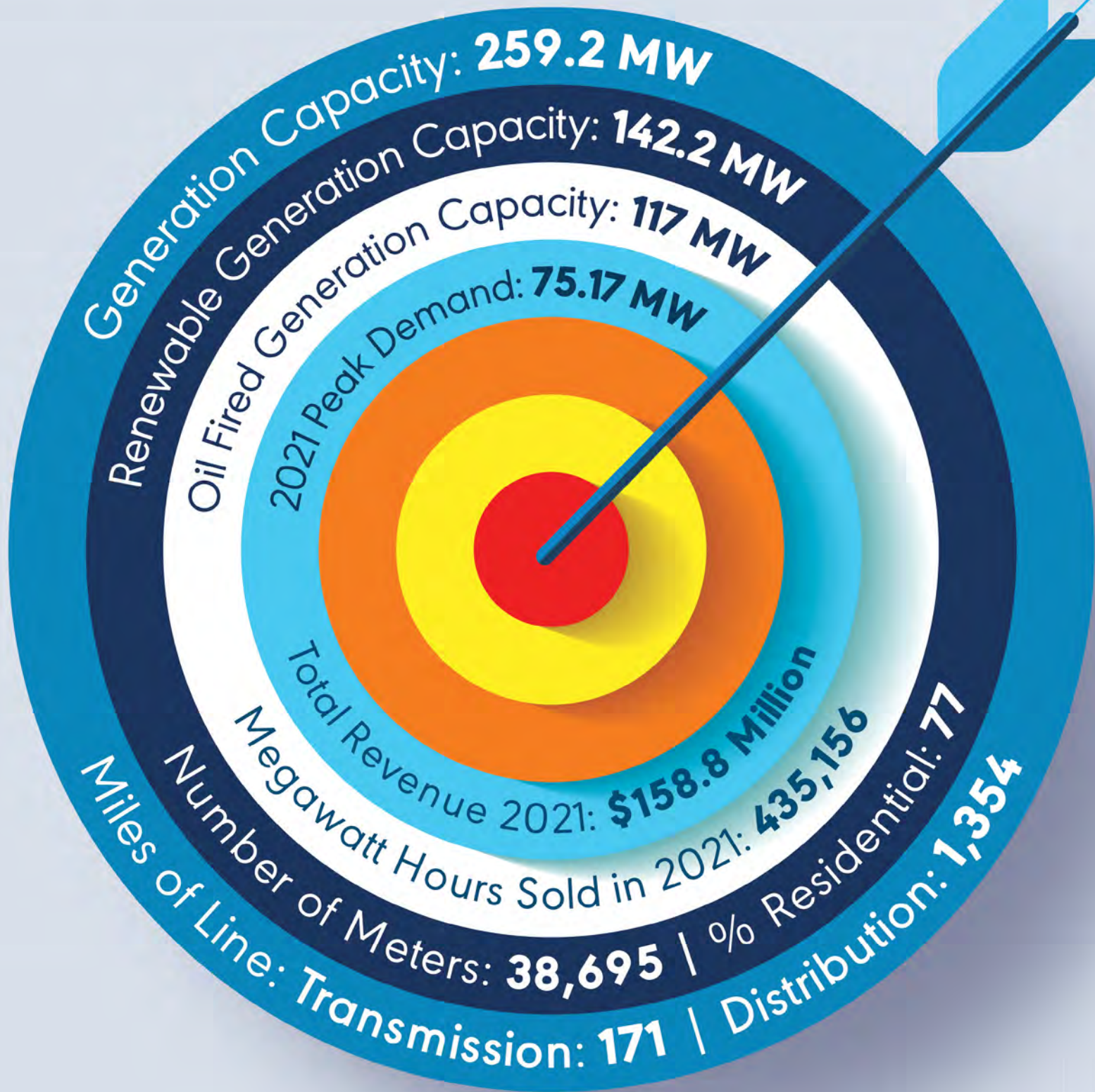
Our cooperative is exceeding its goals and leading the world in the effort to fight climate change by reducing greenhouse gas emissions. Such success requires the collective effort of our dedicated workforce, your elected Board of Directors, public and private partners, our elected officials, and of course our 34,000 members.

Mahalo for being a part of KIUC!


David J. Bissell
President and Chief Executive Officer


Allan A. Smith
Chairman of the Board





Renewable Energy

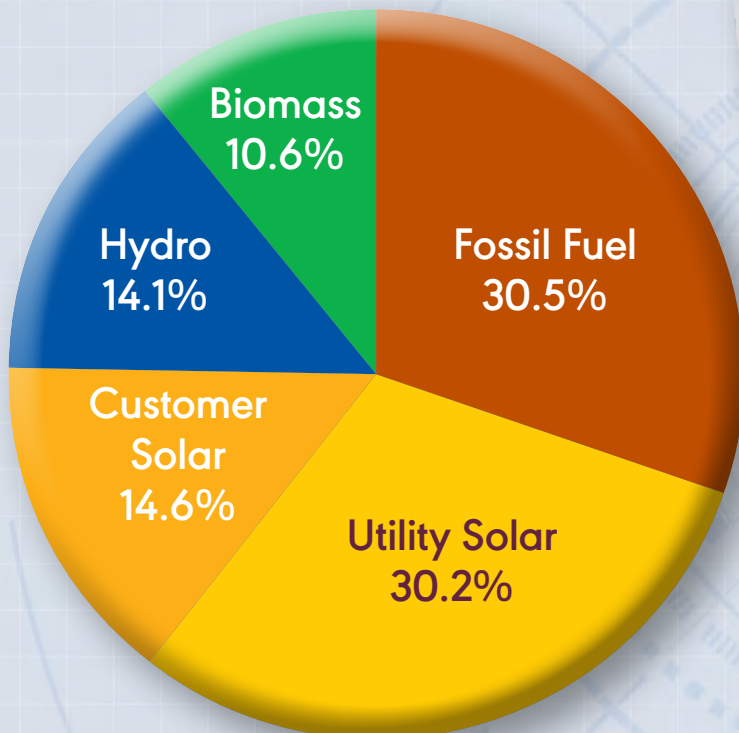
KIUC reached its highest annual renewable percentage in 2021, reporting 69.5% in its Renewable Portfolio Standard report to the Hawai'i Public Utilities Commission. This was the highest renewable percentage in the state and keeps KIUC well ahead of established renewable benchmarks:

More than double the Hawai'i State Renewable Portfolio Standard requirement of 30% for 2021.

KIUC Renewable Percentage for 2021: 69.5%.

Nine years ahead of KIUC's Strategic Goal of 70% by 2030.

2021 Fuel Mix by Source



Developing a pumped storage hydro project on Kaua'i's west side has been in discussion for nearly a decade. Kaua'i Island Utility Cooperative and The AES Corporation joined forces on a groundbreaking solar PV + Battery Energy Storage and pumped storage hydro project which will be the first of its kind in the world and is a critical component of Kaua'i's renewable energy future.

When complete, WKEP is expected to bring Kaua'i to nearly 90% renewable generation. Significant milestones achieved in 2021 included publishing of an environmental assessment and conditional approval of a power purchase agreement by the Hawai'i Public Utilities Commission.

KIUC shared information on WKEP regularly with its members via Currents Magazine, social media, news releases and email communications. Partnering with AES, KIUC also conducted community outreach activities during the year that engaged more than 500 individuals interested in learning more about WKEP.



west kaua'i energy project

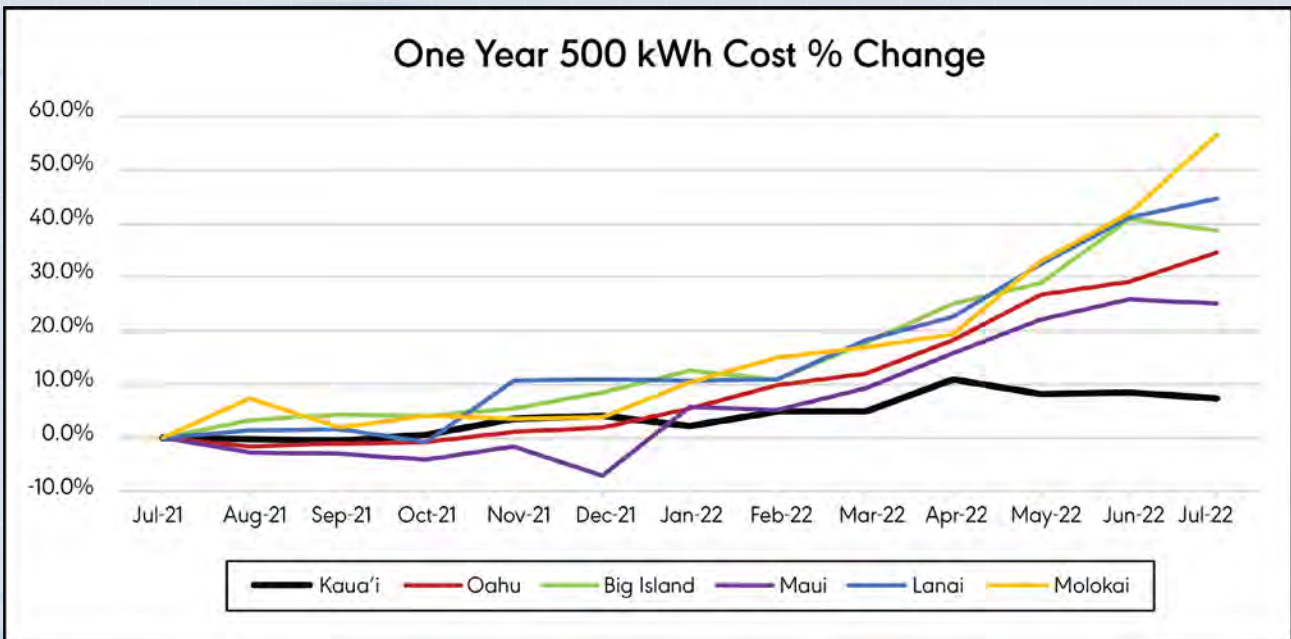
restore  renew  revitalize



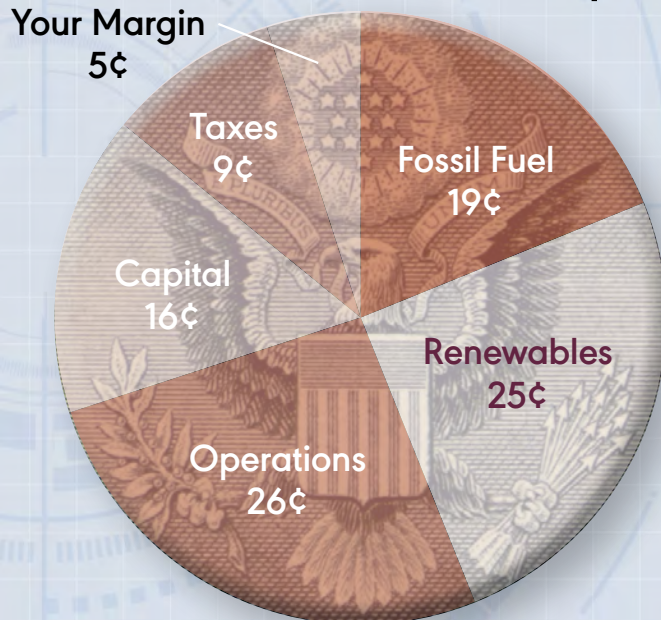
Rates

Because of the high percentage of renewables on KIUC's system, which are purchased largely through long-term power purchase agreements, KIUC achieved substantial rate stability in 2021 in the wake of skyrocketing oil prices.

While KIUC's rates rose roughly 5% compared to 2020 rates, the rest of the state experienced rate increases approaching 30%.



How Your KIUC Dollar is Spent



Reliability

KIUC led the State of Hawai'i in reliability for the third straight year in 2021.

- ❖ Average system availability: 99.9852%
- ❖ Exceeded KIUC Strategic Target of 99.96%
- ❖ Average outage hours per customer: 1.3



Community Support



First Lady addresses the KIUC Charitable Foundation re 'Ohana Recycles Program



Hawai'i Foodbank Kaua'i Branch donation



Kaua'i United Way Donation - \$27,400



Kaua'i Independent Food Bank donation



Waimea Canyon Middle School picnic table project



Kekaha Pumpkin and Food Giveaway

Donations in 2021

- \$24,000 - Sharing of Aloha grants
- \$78,000 - Community support and sponsorships
- \$17,443 - KIUC Charitable Foundation




Protecting Endangered Species


KIUC continues to comply with its Habitat Conservation Plan and collaborates with the US Fish and Wildlife Service, Department of Land and Natural Resources, Division of Forestry and Wildlife and other agencies to minimize and mitigate our impact on Kaua'i's endangered seabird population.

Ten years ago, KIUC began installing diverters, removing static wire and reconfiguring lines shown to have impacts. Throughout 2020 and 2021, an extensive plan to minimize impacts was conducted. When complete in 2023, approximately 57 miles of line will be altered to reduce powerline collisions and bird strikes are expected to decrease by as much as 65%.

KIUC has spent more than \$43 million over the years implementing its HCP and working with consultants, community groups, wildlife agencies, and government regulators on endangered species issues and programs.

A circular inset image shows utility workers installing diverters on power lines. The scene includes a utility truck with a bucket, a worker on the bucket, and several power lines stretching across the frame. The background is a clear blue sky.

Tens of thousands of reflective and LED diverters have been installed by drones on line spans throughout the island, in strategic locations identified by species expert biologists based on collision data.





2021 KIUC Board of Directors above from left:
 Jim Mayfield, Peter Yukimura, David Iha,
 Cal Murashige, Allan A. Smith,
 Jan TenBruggencate, Dee Crowell, Janet Kass
 and Phil Tacbian.

2021 Executive Board

Chairman: Allan A. Smith
Vice Chairman: Jan TenBruggencate
Treasurer: Peter Yukimura
1st Assistant Treasurer: Jim Mayfield
2nd Assistant Treasurer: Janet Kass
Secretary: Cal Murashige
1st Assistant Secretary: Phil Tacbian
2nd Assistant Secretary: Dee Crowell
3rd Assistant Secretary: David Iha

2021 Board Committees

Executive

Chairman: Jan TenBruggencate
Members: Cal Murashige, Allan A. Smith,
 Peter Yukimura

Finance & Audit

Chairman: Peter Yukimura
Members: Janet Kass, Karissa Jonas, Jim
 Mayfield, Cal Murashige, Allan A. Smith

Government Relations/ Legislative Affairs

Chairman: Phil Tacbian
Members: David Bissell, David Iha,
 Jan TenBruggencate, Peter Yukimura

International

Chairman: David Iha
Members: Dee Crowell, Allan A. Smith,
 Phil Tacbian, Peter Yukimura

Member Relations

Chairman: Dee Crowell
Members: Cal Murashige, Allan A. Smith,
 Phil Tacbian

2021-2022 Nominating Committee

Chairman: Dee Crowell

Policy

Chairman: Janet Kass
Members: Dee Crowell, Laurel Loo,
 Cal Murashige, Phil Tacbian,
 Jan TenBruggencate

Strategic Planning

Chairman: Jim Mayfield
Members: David Bissell, Dee Crowell, David
 Iha, Janet Kass, Allan A. Smith



Summary of Operations

For the period 01/01/2021 through 12/31/2021

Like many businesses on Kaua'i, in 2021 KIUC experienced improved financial results and a partial recovery of its sales from the COVID-19 pandemic levels. Electricity usage on the island increased 5% from the prior year due to the lifting of many of the coronavirus pandemic restrictions and the return of tourism to the island. The increase in electricity usage coupled with increased fuel costs, resulted in a 9% increase in revenues from the prior year.

In 2021, KIUC increased renewable energy generation 17,217 MWh as compared to the prior year, leading the state with more than 69.5% renewable production. KIUC continues to pursue more renewable energy with a solar pumped storage hydro project, also known as the West Kaua'i Energy Project, which is anticipated come on line in 2025.

KIUC is working hard to reduce costs, operate efficiently and effectively, and preserve a strong financial position, while maintaining safety and reliability. Revenues, expenses, and net margins totaled \$158.8 million, \$150.5 million, and \$8.3 million, respectively, for the 12-month period.

Power generation costs are KIUC's largest expense, totaling \$82.5 million or 52.0% of revenues. Commodities, which are fuel and purchased power costs, are the largest component of power generation totaling \$69.2 million. Currently, fossil fuel is the largest component of commodities, followed by solar, biomass, and hydropower. The remaining \$13.3 million represents the cost of operating and maintaining the generating units.

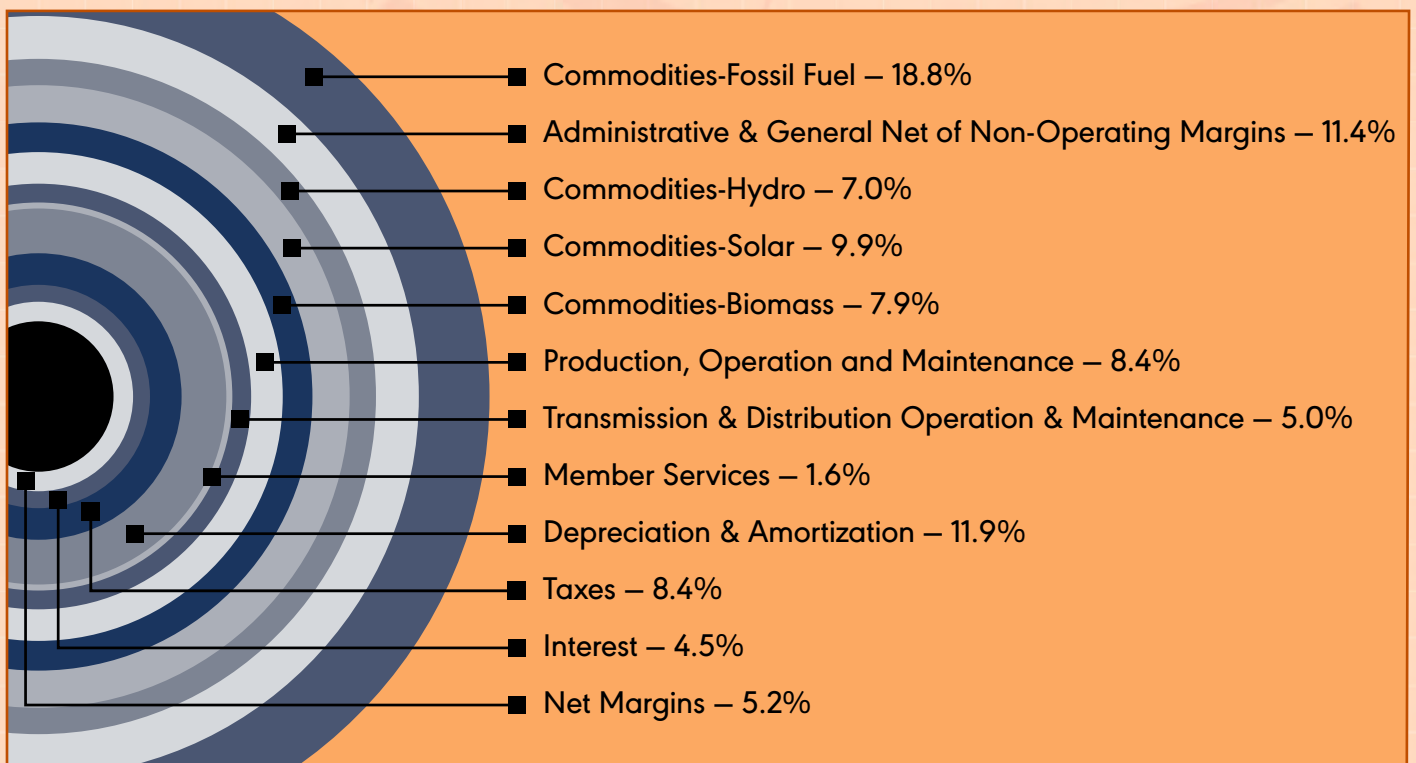
Expenses related to operating and maintaining the electric lines totaled \$8.0 million, while the cost of servicing our members totaled \$2.5 million. Administrative and general costs, which include

legislative and regulatory expenses, engineering, executive, human resources, communications, safety and facilities, information services, financial and corporate services, and board of director expenses, totaled \$20.1 million.

The utility business is extremely capital intensive. KIUC's depreciation and amortization of the utility plant totaled \$18.8 million in 2021. Although not subject to federal income taxes, state and local taxes amounted to \$13.4 million last year. Interest on long-term debt, at a very favorable sub-5% interest rate, totaled \$7.2 million. Non-operating net margins, which includes SBA PPP loan forgiveness, added \$2.0 million to overall net margins. Revenues less total expenses equal margins of \$8.3 million or 5.2% of total revenue. Margins are allocated to consumer members and paid when appropriate.

Direct and non-direct financial benefits of our cooperative structure to KIUC members is significant. Since 2002, KIUC has returned \$43.2 million to members in the form of Patronage Capital Retirements and billing credits. In 2022, KIUC will return an additional \$1.7 million in patronal capital retirements. KIUC also contributed \$52,806 to local nonprofits and community organizations in 2021.

Indirect financial benefits of \$133.6 million to KIUC members, include patronage capital that is held by KIUC on behalf of its members to meet lender covenants, for investment in the utility's infrastructure and in renewable energy, and some may potentially be distributed at future dates as determined by the KIUC board.



Consolidated Balance Sheet

	December 31,	
	2021	2020
ASSETS		
UTILITY PLANT AT COST		
Electric Plant in Service	\$ 601,314,359	\$ 569,601,287
Electric Plant Acquisition Cost	54,852,453	54,852,453
Accumulated Depreciation and Amortization	(348,254,760)	(335,297,183)
Net Electric Plant in Service	307,912,052	289,156,557
Construction Work in Progress	11,836,079	30,089,269
Net Utility Plant	319,748,131	319,245,826
OTHER INVESTMENTS		
Investments in Associated Organizations	1,939,951	1,811,645
Rural Economic Development Loans	607,500	337,500
Total Other Investments	2,547,451	2,149,145
CURRENT ASSETS		
Cash & Cash Equivalents	23,160,983	17,968,559
Restricted Cash & Cash Equivalents	1,647,885	1,614,136
Other Investments	5,000,000	-
Accounts and Notes Receivable (Less allowance for doubtful accounts of \$569,999 in 2021 and \$879,696 in 2020)	12,039,505	10,881,315
Accrued Unbilled Revenue	8,871,471	7,349,891
Energy Rate Adjustment Clause	-	8,833
Inventories	19,059,947	16,334,353
Other Current Assets	2,964,115	2,012,977
Total Current Assets	72,743,906	56,170,064
POST-RETIREMENT BENEFIT ASSET	214,503	13,384
DEFERRED DEBITS	34,289,805	27,774,550
Total Assets	\$ 429,543,796	\$ 405,352,969
EQUITIES AND LIABILITIES		
EQUITIES		
Memberships	\$ 583	\$ 565
Patronage Capital	133,560,252	126,559,857
Other Equity	1,048,231	984,074
Post-retirement Benefit Obligation Gain (Loss)	(864,936)	(1,028,145)
Controlling Equity Interest	133,744,130	126,516,351
Capital Account - A&B KRS II LLC	17,775,258	17,827,510
Non-Controlling Equity Interest	17,775,258	17,827,510
Total Equities	151,519,388	144,343,861
LONG -TERM DEBT, Less Current Maturities	226,146,530	214,961,063
ASSET RETIREMENT OBLIGATIONS	2,846,406	2,740,170
CURRENT LIABILITIES		
Current Maturities of Long-Term Debt	14,422,637	14,064,298
Accounts Payable	9,668,620	7,538,593
Energy Rate Adjustment Clause	626,354	-
Consumer Deposits	1,367,898	1,283,952
Accrued Employee Compensation	2,714,642	2,680,504
Accrued Taxes	7,426,175	6,221,731
Other Current and Accrued Liabilities	1,516,527	645,895
Total Current Liabilities	37,742,853	32,434,973
DEFERRED CREDITS	11,288,619	10,872,902
Total Liabilities and Equities	\$ 429,543,796	\$ 405,352,969



Consolidated Statement of Income and Patronage Capital

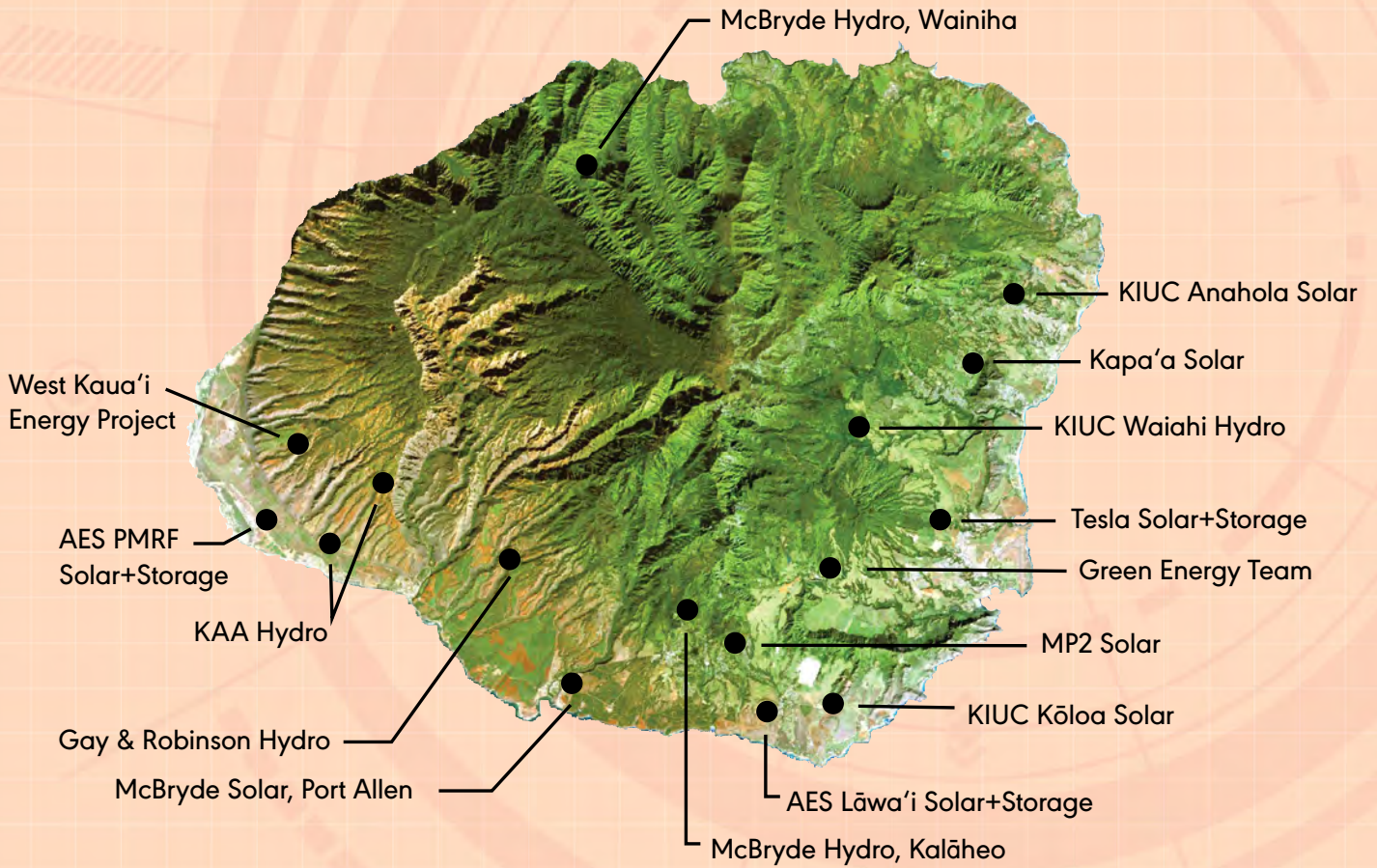
	Year Ended December 31,	
	2021	2020
OPERATING REVENUES		
Residential	\$ 67,665,717	\$ 59,717,210
Irrigation	177,137	183,919
Commercial and Industrial	85,127,144	75,391,161
Public Street and Highway Lighting	683,855	665,798
Other Operating Revenues	5,133,601	9,188,729
Total Operating Revenues	<u>158,787,454</u>	<u>145,146,817</u>
OPERATING EXPENSES		
Power Cost	82,538,182	71,564,840
Transmission - Operation	483,850	346,338
Transmission - Maintenance	980,318	727,483
Distribution - Operation	1,727,764	1,651,701
Distribution - Maintenance	4,803,586	4,344,278
Customer Accounts	2,203,646	2,225,091
Customer Service and Information	272,391	268,046
Administrative and General	20,137,954	20,440,998
Depreciation and Amortization	18,808,331	18,087,417
Taxes	13,373,251	12,251,285
Accretion Expense	106,236	101,260
Total Operating Expenses	<u>145,435,509</u>	<u>132,008,737</u>
OPERATING MARGINS - Before Interest	13,351,945	13,138,080
INTEREST ON LONG-TERM DEBT	<u>7,210,177</u>	<u>6,964,658</u>
OPERATING MARGINS	6,141,768	6,173,422
NONOPERATING MARGINS		
Interest Income	492,373	798,746
Capital Credits	240,619	255,259
Other Nonoperating Income (Expense)	1,409,090	128,043
Total Nonoperating Margins	<u>2,142,082</u>	<u>1,182,048</u>
NET MARGINS	<u>8,283,850</u>	<u>7,355,470</u>
Net Loss (Margins) Attributable to Non-controlling Interest	13,002	59,272
NET MARGINS - COOPERATIVE	<u>\$ 8,296,852</u>	<u>\$ 7,414,742</u>
PATRONAGE CAPITAL - BEGINNING OF YEAR	\$ 126,559,857	\$ 120,656,689
Allocation of Net Margins	8,296,852	7,414,742
Patronage Capital Retired	<u>(1,296,457)</u>	<u>(1,511,574)</u>
PATRONAGE CAPITAL - END OF YEAR	<u>\$ 133,560,252</u>	<u>\$ 126,559,857</u>



Consolidated Statement of Cash Flows

	December 31,	
	2021	2020
OPERATING ACTIVITIES		
Net Margins	\$ 8,296,852	\$ 7,414,742
Adjustments to Reconcile Net Margins to Net Cash from		
Operating Activities		
Depreciation and Amortization	19,347,205	18,603,593
Accretion of Asset Retirement Obligation	106,236	101,260
Interest Earned on Cushion of Credit	(444,499)	(750,147)
Capital Credit Allocations	(240,619)	(255,259)
Net Margins Attributable to Non-controlling Equity Interest	(13,002)	(59,272)
Forgiveness of PPP Loan	(2,881,250)	-
Change in Assets and Liabilities:		
Accounts Receivable and Unbilled Revenue	(2,679,770)	687,629
Energy Rate Adjustment Clause	635,187	(248,323)
Inventories and Other Current Assets	(3,676,732)	(1,138,726)
Deferred Debits	(6,515,255)	(10,006,025)
Post Retirement Benefit Obligation	(37,910)	(108,352)
Payables and Accrued Expenses	869,525	(5,968,873)
Deferred Credits	415,717	(443,669)
Net Cash from Operating Activities	<u>13,181,685</u>	<u>7,828,578</u>
INVESTING ACTIVITIES		
Additions to Utility Plant, Net	(16,395,848)	(24,788,756)
Rural Economic Development Loans	(270,000)	196,124
Other Investments	(4,887,687)	128,710
Net Cash Used for Investing Activities	<u>(21,553,535)</u>	<u>(24,463,922)</u>
FINANCING ACTIVITIES		
Borrowings from Long-Term Debt	26,008,000	33,373,250
Principal Payments on Long-Term Debt	(11,138,445)	(11,783,628)
Distribution to Non-controlling Equity Interest	(39,250)	(343,000)
Memberships	18	15
Other Equities	64,157	96,409
Retirement of Patronage Capital	(1,296,457)	(1,511,574)
Net Cash from (used for) Financing Activities	<u>13,598,023</u>	<u>19,831,472</u>
CHANGE IN CASH AND CASH EQUIVALENTS	5,226,173	3,196,128
CASH AND CASH EQUIVALENTS - BEGINNING OF YEAR	<u>19,582,695</u>	<u>16,386,567</u>
CASH AND CASH EQUIVALENTS - END OF YEAR	\$ <u>24,808,868</u>	\$ <u>19,582,695</u>
SUPPLEMENTAL DISCLOSURE OF CASH FLOW INFORMATION		
Cash Paid During the Year for:		
Interest	<u>6,353,630</u>	<u>6,944,069</u>
Income Taxes	<u>10,833</u>	<u>13,129</u>
Noncash Investing Activities:		
Liabilities Incurred for Utility Plant Additions	<u>3,453,662</u>	<u>2,652,359</u>
Noncash Operating Activities:		
Forgiveness of PPP Loan	<u>2,881,250</u>	<u>-</u>





	Type	MW	% of Sales
Active In Use			
KIUC, Kōloa	Solar	12.0	4.6
KIUC, Anahola	Solar	12.0	4.6
Green Energy Team	Biomass	6.7	10.6
McBryde, Port Allen	Solar	6.0	2.5
McBryde, Wainiha/Kalaheo	Hydro	6.0	4.2
KIUC, Waiahi	Hydro	1.5	0.7
Gay & Robinson, Olokele	Hydro	7.3	8.9
AAA, Waimea/Kekaha	Hydro	1.5	0.4
Kapa'a Solar	Solar	1.0	0.4
Tesla Solar+Storage	Solar	13.0	3.8
AES Lāwa'i Solar+Storage	Solar	20.0	8.6
AES PMRF Solar+Storage	Solar	14.0	5.5
MP2, 'Ōma'o	Solar	0.3	0.1
Customer Solar	Solar	40.6	14.6
Under Development			
West Kaua'i Energy Project	Hydro	24.0	23.2

Total Renewable Energy in Service 2022

142.2 MW/67%

Potential Renewable Energy in Service 2025

166.2 MW/85%



Vision, Mission and Culture

Vision – Improve the quality of life for KIUC’s members and Kaua’i

Mission – Be an energy solutions leader by:

- ❖ Safely providing reliable power that is fairly and competitively priced
- ❖ Encourage conservation and efficient use of energy resources
- ❖ Increasing sustainable power supply and environmental stewardship

Culture – The culture is shaped by several elements, all critical to KIUC’s success. KIUC embraces the Seven Cooperative Principles and a Hawaiian-based values system, derived from an employee-adopted set of shared values called Ho’oka’ana Waiwai.

7 Cooperative Principles

Voluntary and Open Membership

Cooperatives are voluntary organizations, open to all persons able to use their services and willing to accept the responsibilities of membership, without gender, social, racial, political, or religious discrimination.

Democratic Member Control

Cooperatives are democratic organizations controlled by their members, who actively participate in setting policies and making decisions. The elected representatives are accountable to the membership.

Members’ Economic Participation

Members contribute equitably to, and democratically control, the capital of their cooperative. At least part of that capital is usually the common property of the cooperative. Members usually receive limited compensation, if any, on capital subscribed as a condition of membership.

Members allocate surpluses for any or all of the following purposes: developing the cooperative, possibly by setting up reserves, part of which at least would be indivisible; benefiting members in proportion to their transactions with the cooperative; and supporting other activities approved by the membership.

Autonomy and Independence

Cooperatives are autonomous, self-help organizations controlled by their members. If they enter into agreements with other organizations, including governments, or raise capital from external sources, they do so on terms that ensure democratic control by their members and maintain their cooperative autonomy.

Education, Training and Information

Cooperatives provide education and training for their members, elected representatives, managers, and employees so they can contribute effectively to the development of their cooperatives. They inform the general public, particularly young people and opinion leaders, about the nature and benefits of cooperation.

Cooperation Among Cooperatives

Cooperatives serve their members most effectively and strengthen the cooperative movement by working together through local, national, regional, and international structures

Concern for Community

While focusing on member needs, cooperatives work for the sustainable development of their communities through policies accepted by their members.



Printed on Kaua'i
using recycled paper.



4463 Pahe'e Street, Suite 1, Līhu'e, HI 96766-2000
808.246.4300 • www.kiuc.coop

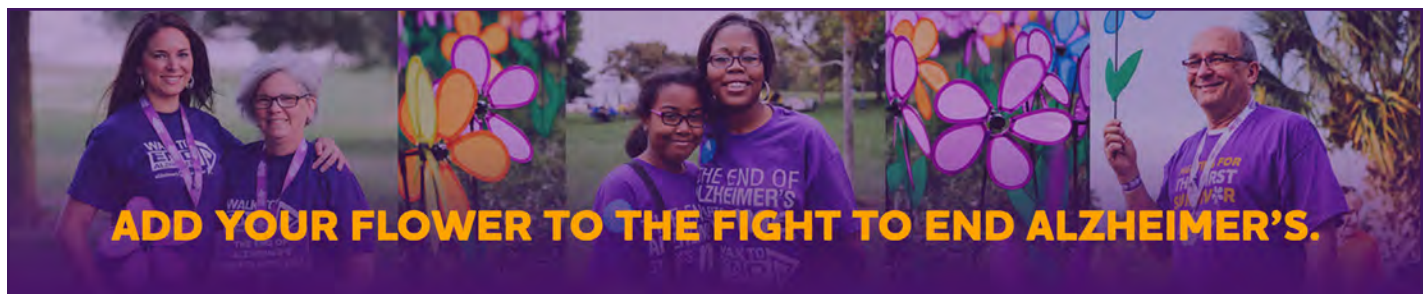
Energy Services Launches New Water Heater Timer Rebate Program

Save energy by installing a water heater timer.

Kaua'i Island Utility Cooperative offers a **\$50 rebate** to install a new water heater timer or to retrofit an existing water heater timer. The process is simple. Buy a water heater timer, fill out the application and submit it to Energy Services.

A water heater timer can help you achieve energy savings by turning on and off the water heater when you need it instead of leaving it on 24/7. Although you may install the timer yourself, it's advised to hire a licensed electrician.

To learn more about water heater timers, call 808-246-4300 and ask for the Energy Wise Guys. 🌱



2022 Walk to End Alzheimer's - Kauai, HI

Saturday, October 1, 2022 — 8 a.m.

Kapa'a Beach Park/Soccer Park
4-1604 Kuhio Hwy, Kapa'a, HI 96746

https://act.alz.org/site/TR/Walk2022/HI-Aloha?pg=entry&fr_id=15511



Share using #Walk2EndAlz and #ENDALZ



It's all natural... PERIOD

The misconceptions and facts of menstruation



Heidi Purcell, MD
Obstetrics/Gynecology
THE CLINIC AT WAIMEA
(808) 338-8311

Menstruation, or having a “period,” is natural! Everyone goes through a stage called puberty as they grow up - In females, part of this involves getting your first period. It is exciting, but can also be confusing. What is normal and what should I expect? Our experts have the answers to many commonly asked questions.

What is a normal period?

There is no such thing as a textbook normal period - Variation exists between individuals. Instead, we talk about normal ranges. The average age of menarche (the first period) is about 12 ½ but in some cases start as early as 10 and as late as 16 years old. Normal bleeding is using anywhere from 3-6 pads or tampons per day during your period. Normal periods range from every 21 to 45 days, and should last 2-7 days. In the first two years after menstruation starts, it is common to have more variation between cycles, but they should start to become more regular after 3 years.

At what age should I speak to a gynecologist if I haven't started my period?

Some of us are late bloomers, and that is okay. Women typically start menstruating 2 years after breast developments begins but in general, we recommend seeing a gynecologist if you haven't started having your period by age 15 regardless of breast development.

How much is “too much” bleeding?

The upper limit of normal blood loss during a period is 80 milliliters, or less than 3 oz. Unfortunately measuring blood loss during your period is incredibly difficult. A more useful rule of thumb is that soaking through a pad or tampon every 1-2 hours is a sign of too much bleeding and can indicate underlying problems.

What causes irregular periods?

So many things! Hormone imbalances and underlying disorders like polycystic ovarian syndrome are the main causes for irregular menstrual cycles in young women. Other health concerns like thyroid disease, infections, extreme stress, or inadequate nutrition can cause irregular cycles as well. Best to check-in with your doctor if your cycles are irregular.

When should I talk to my child about menstruation?

We recommend starting the conversation in the pediatrician's office and at home around 7-8 years old. Providing anticipatory guidance can help prepare your children to know what to expect and that it is a normal process. Talking about how to use menstrual hygiene products is helpful, as is discussing what is considered normal flow.

What causes cramps?

During your period, the uterus becomes inflamed and the muscular walls contract to help shed the lining and cause bleeding. This can be quite uncomfortable, but fortunately often responds well to over the counter medications like Ibuprofen. Other conditions such as endometriosis or fibroids can also cause pain, so if the over the counter meds aren't working, it may be time to see the doctor.

How do I clean the vagina? Is it different after menstruation?

The vagina is self-cleansing. There is no need to use any special soap or solutions (referred to as "douching") inside the vagina as this can disrupt the balance of healthy bacteria and actually cause infection and irritation. Outside the vagina, on the labia, we recommend just water and if necessary a gentle pH neutral and unscented soap. During your period, change your pad every four hours or tampon every eight hours while awake to keep unhealthy bacteria away.

True/False Questions

True or false: Birth control is only used to prevent pregnancy

FALSE! We also use contraception to regulate flow, duration and timing of cycles. It is also useful in treating acne, mood swings and pain associated with your period.

True or false: Using contraception as a teenager or for a prolonged time will cause infertility

FALSE! Sometimes birth control will mask underlying problems though, which is why it sometimes gets a bad reputation.

True or False: You can't get pregnant during your period

FALSE! Although it is unlikely, it IS possible, especially if your cycle length is short or irregular. Sperm can live up to 5 days inside a woman's body. In addition, not all vaginal bleeding is from a period. Don't get tricked into believing this myth and take precautions to prevent pregnancy if it is not desired.

True or False: You can swim during your period

TRUE! It may be logistically difficult on heavy flow days, but on regular or lighter flow days using tampons or menstrual cups makes it possible to enjoy the water without a mess and without risking your health.



When should my daughter start going to the gynecologist? What should she expect?

It's great to emphasize that going to the gynecologist is one way to honor your body - both by taking care of it and being healthy. Once she becomes sexually active, or by age 21 (whichever comes first) she should establish care with a gynecologist. If either you or she has concerns about her period, we are always happy to meet for an appointment. Usually a pelvic exam is not needed to start contraception and for many concerns or first-time visits, we don't need to do any internal examination. Depending on the problem, we sometimes order pelvic ultrasounds or blood work. The first visit is a great time to discuss topics like STD screening, safe sex and birth control.



www.kauai.hhsc.org

Meet our OB/GYN Team at
The Clinic at Waimea
Call for an appointment at (808) 338-8311

(Photo L/R)

Graham Chelius, MD - Obstetrics/Family Medicine
Heidi Purcell, MD - Obstetrics/Gynecology
Amy Guyton, MD - Family Medicine w/Obstetrics
Surachat Chatkupt, MD - Obstetrics/Gynecology




Save Our Shearwaters

SEPT. 15-DEC. 15



This time of year, seabirds leave their nests at night and are guided by the light of the moon out to sea. Unfortunately, these birds can be attracted to artificial light by mistake and end up grounded. Once grounded they are often unable to regain flight, and become vulnerable to a variety of threats (e.g. predation, contamination, vehicle collisions).

Save Our Shearwaters rehabilitates all native Hawaiian birds and the Hawaiian Hoary Bat. If you find a grounded bird, please drop the bird off at the nearest Aid Station (listed below). Each bird receives a full assessment by SOS staff. Even seemingly healthy birds may need care before they are able to survive at sea!



CALL (808) 635-5117 OR GO TO SAVEOURSHEARWATERS.ORG FOR ASSISTANCE

AID STATION LOCATIONS

NORTH

KĪLAUEA MEDICAL GROUP
HANALEI FIRE STATION
HANALEI LIQUOR STORE

EAST

KAIĀKEA FIRE STATION
KAPA'A FIRE STATION
SOS(7370KUAMO'ORD)

CENTRAL-SOUTH

LĪHU'E FIRE STATION
KŌLOA FIRE STATION

WEST

WAIMEA FIRE STATION
HANAPĒPĒ FIRE STATION
KALĀHEO FIRE STATION

  @SAVEOURSHEARWATERS



Statement of Operations

For the period 01/01/2022 – 07/31/22

Similar to many businesses on Kaua'i, KIUC's kilowatt-hour sales are improving, but we also are facing increased inflationary pressure on our costs. With the lifting of many of the coronavirus pandemic restrictions and the return of tourism, KIUC is experiencing a rebound in kWh sales.

The year-to-date electricity use on the island is 8% higher than in the prior year. Even though payment delinquencies have been decreasing and are much lower than their pandemic high, at the end of July they were still more than two times higher than average pre-pandemic levels.

In response to COVID-19 financial impacts to members, KIUC suspended service limitations and disconnections from the beginning of the pandemic through May 31, 2021. Effective June 1, 2021, the Hawai'i Public Utilities Commission lifted the suspension on disconnections. All members with past-due balances of 60 days or more must pay their outstanding balance or be on a payment plan. KIUC continues to reach out to members with past-due balances with information on various assistance programs.

KIUC is doing everything it can, while maintaining safety and reliability, to reduce costs in various areas to operate efficiently and effectively, and continue to maintain a strong financial position. The cooperative's financial team continues to work closely with its lenders and regulators to mitigate the financial effects of the coronavirus pandemic.

Revenues, expenses and net margins totaled \$100.2 million, \$99.6 million and \$0.6 million respectively, for the seven-month period ending July 31, 2022. As of August, KIUC hit an important milestone in posting the lowest residential rates in the state for four straight months.

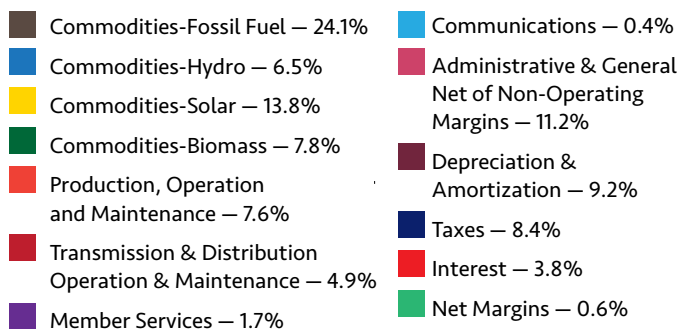
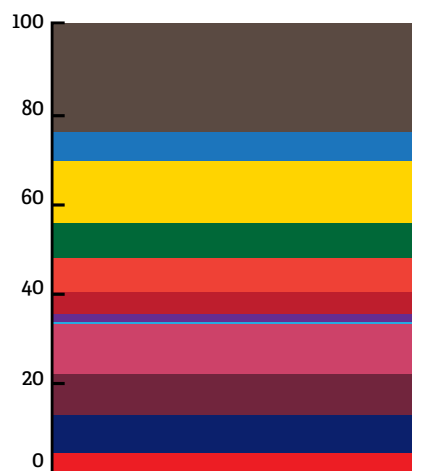
As is the case for all electric utilities, the cost of power generation is the largest expense, totaling \$60 million or 59.8% of revenues. Commodities, which are fuel and purchased power costs, are the largest component of power generation, totaling \$52.4 million or 52.2% of revenues. Fossil fuel is the largest single component of commodities, totaling \$24.2 million or 24.1% of revenues.

Renewable commodities combined total \$28.3 million, including: hydropower, totaling \$6.5 million or 6.5% of revenues; solar power, totaling \$13.9 million or 13.8% of revenues; and biomass power, totaling \$7.9 million or 7.8% of revenues. The remaining \$7.6 million or 7.6% of revenues represents the cost of operating and maintaining the generating units.

The cost of operating and maintaining the electric lines totaled \$4.9 million or 4.9% of total revenues. The cost of servicing our members totaled \$1.7 million or 1.7% of revenues. The cost of keeping our members informed totaled \$0.4 million or 0.4% of revenues. Administrative and general costs, which include legislative and regulatory expenses, engineering, executive, human resources, safety, facilities, information services, financial and corporate services, and board of director expenses, totaled \$11.4 million or 11.4% of revenues.

Being capital intensive, depreciation and amortization of the utility plant costs \$9.2 million or 9.2% of revenues. Although not subject to federal income taxes, state and local taxes amounted to \$8.4 million or 8.4% of revenues. Interest on long-term debt, at a favorable sub-5% interest rate, totals \$3.8 million or 3.8% of revenues. Nonoperating net margins added \$0.2 million to overall net margins. Revenues less total expenses equal margins of \$0.6 million or 0.6% of revenues. Margins are allocated to consumer members and paid when appropriate. 🌱

PERCENTAGE OF TOTAL REVENUE



COMFORT FOOD THAT HITS THE SPOT

GOOEY CINNAMON ROLLS

- 1 tube cinnamon rolls with icing
- 1 block butter, cut into pieces
- ½ cup brown sugar
- 2 tablespoons ground cinnamon, divided
- 1 pint heavy cream

Heat oven to 400 F.

Grease an 8-by-8-inch pan with butter. Place cinnamon rolls in the pan. Place pieces of butter on rolls. Add sugar, and sprinkle 1 tablespoon of cinnamon on top. Pour heavy cream in the pan until it just covers the rolls.

Bake for approximately 1 hour. At the halfway point, turn rolls over in the pan and sprinkle with additional cinnamon. Bake for the remaining 30 minutes or until the cream has caramelized.



P'S EASY INSTANT POT BEEF CURRY

- 1 to 2 tablespoons cooking oil
- 1 onion, diced
- 5 cloves garlic, minced
- 2 carrots, cut into 1-inch pieces
- 2 Yukon potatoes, cut into 1-inch pieces
- 2 stalks celery, cut into ½-inch pieces
- 1½ pounds beef, fat removed
- 1 to 2 teaspoons salt
- 1 box Japanese curry, milk or medium hot
- 2 tablespoons tomato paste

Using an Instant Pot, press the sauté button. Add oil. When hot, add onion and garlic. Sauté for 2 minutes. Add the beef and brown it. Add carrots, potatoes, celery, tomato paste, Japanese curry and ½ cup of water. Mix. Add more water until all ingredients are submerged. Press the cancel button to stop sauté.

Cover the pot and lock it, making sure the steam-release knob is turned to sealing and not venting. Press the meat/stew button, and change the cooking time to 17 minutes. When it's finished cooking, slide the steam-release knob to the venting position to let the steam out, or let the pressure release naturally. Removed the lid, and add salt.

BAKED PEACHES

- 8 graham crackers, crushed
- 1 block butter, softened
- 4 peaches, halved and seeds removed
- 1/3 cup brown sugar
- 2 teaspoons ground cinnamon

Heat oven to 350 F.

Grease an 8-by-8-inch pan with the butter wrapper. Place cut peaches skin-side down in the pan. Sprinkle with graham cracker crumbs. Combine butter, sugar and cinnamon. Sprinkle mixture on top of peaches. Bake for 1 hour.



QUINOA FRIED RICE

- 4 cups cooked quinoa
- 6 strips bacon, diced
- 6 mushrooms, diced
- 1 carrot, diced
- 1 cup shelled edamame
- 1 tablespoon oyster sauce
- 1/2 teaspoon sea salt

In a skillet, cook bacon on medium heat until almost crispy. Add mushrooms, carrots, edamame and salt. Sauté for 2 minutes. Add quinoa and oyster sauce.

ROASTED CAULIFLOWER

- 1 head cauliflower, cut into florets
- 2 cloves garlic, minced
- 2 tablespoons olive oil
- 1/2 teaspoon thyme
- 1 teaspoon crushed black pepper
- 1 teaspoon sea salt

Heat oven to 400 F.

In a bowl, toss all ingredients until they are evenly coated. Distribute evenly on a cookie sheet lined with parchment paper. Bake for 40 minutes.



Low Carbon foods are good for the planet by reducing greenhouse gas emissions.





2010 Youth Tour delegates in front of the U.S. Capitol.

Where Are They Now?

Taylor Langstaff Youth Tour 2010

By Beth Tokioka

Q: Tell us about your background. Where did you go to high school/college? What year did you participate in Youth Tour?

A: I grew up in Wailua and graduated from Kapa'a High in 2011. I participated in Youth Tour in summer of 2010 and then attended the National Rural Electric Cooperative Association Annual Meeting as the Youth Leadership Council representative in the spring of 2011.

Q: Do you have a favorite memory from Youth Tour?

A: Youth Tour was an incredible experience because I had the opportunity to meet students from all across the country. It was amazing to see how much culture there is in different parts of the country, and also how similar many of these places are. Youth Tour was really cool because all of the participants were from rural towns. Although there were many differences, it gave me the opportunity to realize the parallels in rural lives across the country. Youth Tour also gave me the opportunity to represent not only Kaua'i but also the state of Hawai'i. This made me realize how lucky I am to have grown up on Kaua'i, and gave me the opportunity to meet and speak to leaders in our country, and also see firsthand so much history in Washington, D.C. This experience gave me a lot of confidence prior to leaving Kaua'i for college.

Q: Tell us about your college and career path. How did you become an entrepreneur?

A: I went to a small private university—Point Loma Nazarene University—in San Diego, where I studied international development as a part of the business school. In high school, soccer was a big part of my life, and I had always told myself I wanted to play in college. I walked on to the team at PLNU and played for one season. I ended up having to choose between playing soccer and studying abroad, which was a requirement for my major. I'm glad I played and accomplished my goal of making the team, but moving on was the right decision. I never sought out to be an entrepreneur, but opportunities came about and I knew that I had to make the most with them.



Celebrating graduation with family at Point Loma Nazarene University in 2015.



Snowboarding at Revelstoke in Canada with girlfriend Easton.

Q: What is Sur Coffee? What makes it different than other, similar companies?

A: Sur Coffee is the expansion of the original coffee shop three of my friends and I started in 2016, basically right out of college. Sur and OB Beans are small specialty coffee shops and micro roasters, with the goal of making a difference from the origin of coffee at the farm to our cafes in California and bags of coffee sold online. Our relationships with the producers who grow the coffee from all over the world and our involvement in our local communities is what really makes us different from other specialty coffee shops and micro roasters.

Q: Explain the concept behind “coffee with a purpose”?

A: The concept is to do as much good as we can from farm to cup. The foundation of Sur Coffee and OB Beans came from inspiration to sustainably support nonprofits that we had already been involved with. As we learned more about coffee, we learned about how many hands it takes to get what you drink in your cup each morning. This has really driven us to grow and create more opportunities to “do good” all the way through the process.

Q: Did growing up on Kaua’i influence how you approached this unique business model?

A: Definitely! Kaua’i is such a tight and supportive community, and these are the same qualities we are hoping to encourage with our business. I think growing up on Kaua’i instilled in me an emphasis to take care of those around you and to prioritize people over profits.

Q: What’s the most rewarding thing about your work?

A: My role in the company is purchasing the raw, green coffee from farms across the world. In this role, I have the opportunity to create meaningful relationships with incredible people in small rural towns in countless developing countries. Seeing the impact we are able to have by purchasing what they work so hard to grow is incredibly rewarding. Another aspect that is so rewarding is seeing the opportunities we’ve been able to create through our business, and seeing our employees grow—sometimes with the company and other times beyond—as well as the benefit of having a brick-and-mortar space that can be a place in which the community can feel at home.

Q: What do you do for fun when you’re not working?

A: When I’m not working, I’m still surfing, playing soccer, snowboarding and traveling to new places. One of the best things about living in the mainland is the ability to drive or fly to countless new places at any given time.

Q: Now that you’ve been living away from Kaua’i for a while, what do you miss or appreciate most about home?

A: Kaua’i is a special place. It is such a tightknit community in such a beautiful place. I miss the pace of life and the joys found in the simple things. On Kaua’i, people are invested in their community because it is their home. I also miss the warm water, the stars and the color green, haha! California is so dry.

Q: Any other thoughts you’d like to share?

A: I am super thankful for Youth Tour and all the experiences that came with it. Kaua’i is the best place in the world, but I would encourage youth to take chances and work hard, even if that means leaving Kaua’i for some time. ☺



Sourcing and selecting coffee beans in Ethiopia.

KIUC Board of Directors

Chairman: Allan A. Smith

Vice Chairman: Jan TenBruggencate

Treasurer: Peter Yukimura

1st Assistant Treasurer: Jim Mayfield

2nd Assistant Treasurer: Janet Kass

Secretary: Cal Murashige

1st Assistant Secretary: Phil Tacbian

2nd Assistant Secretary: Dee Crowell

Executive

Chairman: Jan TenBruggencate

Members: Cal Murashige, Allan A. Smith,
Peter Yukimura

Finance & Audit

Chairman: Peter Yukimura

Members: Janet Kass, Karissa Jonas,
Jim Mayfield, Cal Murashige, Allan A. Smith

Government Relations/Legislative Affairs

Chairman: Phil Tacbian

Members: David Bissell, David Iha,
Jan TenBruggencate, Peter Yukimura

International

Chairman: David Iha

Members: Dee Crowell, Allan A. Smith,
Phil Tacbian, Peter Yukimura

Member Relations

Chairman: Dee Crowell

Members: Cal Murashige, Allan A. Smith,
Phil Tacbian

Policy


Chairman: Janet Kass

Members: Dee Crowell, Laurel Loo, Cal Murashige,
Phil Tacbian, Jan TenBruggencate

Strategic Planning

Chairman: Jim Mayfield

Members: David Bissell, Dee Crowell, David Iha,
Janet Kass, Allan A. Smith



**calling all
student Artists!
It's time for the 2023
calendar of student Art!!**

**KIUC will be accepting artwork
submissions for the 2023 calendar
electronically. No physical submissions
will be accepted, but most of our
traditional rules apply.**

**For more information, please visit the
Calendar of Student Art page on
KIUC's website under the "Community" tab.**

**The deadline is
Wednesday, October 12, 2022.**